

# Special Report: COVID-19 Pandemic

Statistics Updated: March 23, 2020

CCAB launched a mini-survey using its social media tools on March 12, 2020.<sup>1</sup> Since then, there have been significant updates from provincial and federal governments regarding their efforts to mitigate the impacts of the COVID-19 pandemic in Canada. To understand the insights of Aboriginal business owners in this rapidly evolving situation, our data shows the difference between survey results collected on March 13 and March 23rd. The current data is collected from the survey where:

- n = 85 respondents (98% Aboriginal businesses and 76% are CCAB members)

Industry or business sector	Percentage of respondents
Consulting	20%
Construction	13%
Energy	12%
Employment services	7%
Media and communications	7%
Retail and distribution	6%
Finance	5%
Educational services	4%
Manufacturing	4%
Travel and tourism	4%
Other	20%
<b>TOTAL</b>	<b>100%</b>

Figure 1 shows that **90%** are very or somewhat concerned that the COVID-19 pandemic will affect their business operations, up 15 percentage points (75%)

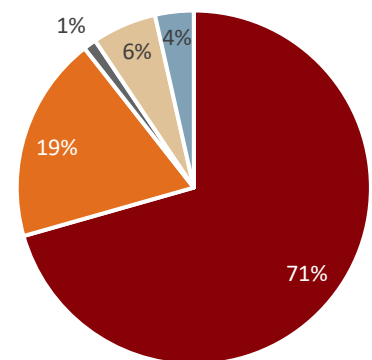
■ Very concerned

■ Somewhat concerned

■ Neither unconcerned nor concerned

■ Somewhat unconcerned

■ Unconcerned



*Figure 1 How concerned are you that the COVID-19 pandemic will affect your business operations?*

<sup>1</sup> These statistics are being updated frequently.

Figure 2 shows that **78%** have experienced a moderate to high negative impact on their business activity as a result of the COVID-19 pandemic, up 14 percentage points (64%)

- **9%** report no main impact, down 9 percentage points (18%)
- The main impacts to businesses have been on **travel (24%, down 12 percentage points), supply chain (13%, down 8 percentage points) labour/employment (16%, up 9 percentage points)**, as well as production (9%), and business interruption (6%)
- **58%** have a formal or informal emergency preparedness plan in place, 25% do not, and 18% are unable to say

- 5 (high impact)
- 4
- 3 (moderate impact)
- 2
- 1 (low impact)
- 0 (no impact)
- Don't know / not applicable

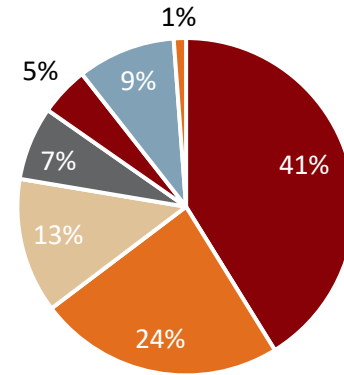


Figure 2 To what extent has the COVID-19 pandemic negatively impacted your business activity (sales, foot traffic, productivity, etc.)?

Figure 3 shows that **11%** say it would take over 6 months to restore normal business operations after the COVID-19 pandemic subsides, unchanged since March 12. Current responses are consistent with responses in the early stages of the COVID-19 pandemic, except for those who say they would return to normal business operations immediately. That view is much less pronounced under the current conditions.

- **12%** say it would take between 3-6 months, up 5 percentage points (7%)
- **35%** say it would take between 1 to 3 months, down 3 percentage points (32%)
- **11%** say it would take less than a month, unchanged since March 12 (11%)

- Immediately
- Less than a month
- 1-3 months
- 3-6 months
- Over 6 months
- Don't know / not applicable

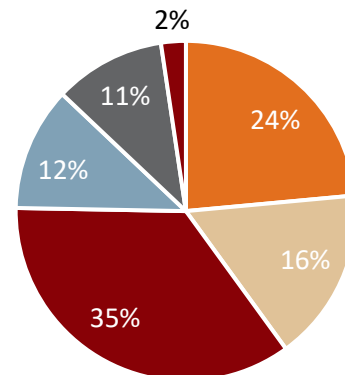


Figure 3 If the pandemic were to end tomorrow, how long do you estimate it would take to restore your normal business operations?

- **24%** say they would return to normal business operations immediately, down 15 percentage points (39%)

CCAB's data holdings are sorted by North American Industry Classification System (NAICS) codes. Travel and tourism cuts across NAICS categories, but if we focus on just Arts, entertainment and recreation and Accommodation and food services, these industries represent 7.69% or 4,127 Aboriginal businesses. Other industries likely to be impacted include: Retail trade, Transportation and warehousing, Manufacturing, and Mining, quarrying, and oil and gas extraction. These are all industries where Aboriginal businesses have a significant presence.

NAICS Industry	Indigenous Self-Employed (%)
Construction	18.16%
Professional, scientific and technical services	10.97%
Other services (except public administration)	10.72%
Health care and social assistance	9.77%
Administrative and support, waste management and remediation services	8.00%
Agriculture, forestry, fishing and hunting	7.95%
Retail trade	7.59%
Arts, entertainment and recreation	4.54%
Transportation and warehousing	4.53%
Manufacturing	3.27%
Accommodation and food services	3.15%
Real estate and rental and leasing	2.32%
Educational services	2.17%
Wholesale trade	1.87%
Information and cultural industries	1.84%
Mining, quarrying, and oil and gas extraction	1.58%
Finance and insurance	1.42%
Management of companies and enterprises	0.08%
Utilities	0.05%
Public administration	0.00%
<b>TOTAL</b>	<b>100%</b>

The latest forecasting by RBC Economics indicates all provinces will face mounting economic pressure due to the COVID-19 pandemic but the recent downturn in oil and gas prices will disproportionately impact economies in the Prairies. A prolonged downturn could be detrimental to the great number of Aboriginal businesses that directly participate in or support the fossil fuel sector.<sup>2</sup>

<sup>2</sup> <https://www.cbc.ca/news/canada/calgary/alberta-economy-covid-oil-prices-1.5496690?cmp=rss>